

ENGLISH:

PRONOUNS

*Read the following story. Complete it by using correct pronouns. You can use these pronouns to fill in the blanks: *it, its, you, me*

Once there was a fox. _____ was very hungry. _____ saw a crow sitting on a tree. The crow had a piece of cheese in its beak. The fox wanted to have the piece of cheese. It said to the crow, “Dear friend, _____ are a beautiful bird. _____ have a sweet voice. Would you sing a song for _____ ?” the crow was very foolish. _____ wanted to please the fox and started singing. The piece of cheese fell from _____ beak. _____ came to know the cleverness of the fox.

**Do pages 42 and 43 of Grammar book.

MATHS :

BAR GRAPH

Watch the video to understand the concept of Bar graph.


<https://www.youtube.com/watch?v=InSlfcmVt0Y&t=3s>

Task : Draw bar graph to represent the data.

Fruity Graph

Name: _____ Score: _____

Count the fruits, color them and complete the bar graph.



Name _____

Date _____

Making Bar Graphs

35 students voted on their favorite sea creature. Crabs were the most popular choice. The results of voting can be seen below. Create a bar graph using the space below.



Favorite sea creature vote count:

14 - crabs

7 - sharks

5 - whales

5 - dolphins

4 - eels

Note: Revise table 2 to 9

HINDI:

मात्राएँ

पढ़ें और समझें -

- स्वरों और व्यंजनों के समूह को वर्णमाला कहते हैं ।
- प्रत्येक स्वर की अपनी एक मात्रा होती है ।
- व्यंजन के साथ लगने वाले स्वर-चिह्न को मात्रा कहते हैं ।
- ऋ को रि की तरह बोलते हैं । ऋ एक स्वर है ।
- ऋ की मात्रा (ॠ) वर्ण के नीचे लगती है । जैसे-

मृग, वृक्ष, गृह, कृषक, कृषि आदि ।

स्वर तथा उनकी मात्राओं को समझें-

स्वर	अ	आ	इ	ई	उ	ऊ	ऋ	ए	ऐ	ओ	औ
मात्रा	कोई मात्रा नहीं	।	ि	ी	ु	ू	ॠ	ॡ	ॢ	ॣ	।

'अ' की कोई मात्रा नहीं होती है। प्रत्येक व्यंजन को बोलते समय 'अ' की सहायता ली जाती है। स्वर के बिना यदि व्यंजन को लिखना हो तो हलन्त (्) लगाया जाता है।

'अ' के बिना व्यंजन -

क्	च्	ज्	त्	प्
क	च	ज	त	प

'अ' के साथ व्यंजन -

अभ्यास-कार्य

१. खाली स्थान भरें-

(क). स्वरों की संख्या _____ होती है ।

(ख). व्यंजनों की संख्या _____ होती है

(ग). 'अ' को छोड़कर सभी स्वरों की _____ होती हैं ।

(घ). व्यंजन के साथ _____ मात्रा के रूप में जुड़ते हैं ।

२. दिए गए व्यंजनों में स्वरों की मात्रा लगाकर लिखें ।

उदाहरण:-

ज	जा	जि	जी	जु	जू	जे	जै	जो	जौ
द									
न									
म									
ह									

• व्याकरण-भारती पुस्तक में पृष्ठ १३, १४ १५ का अभ्यास-कार्य करें-

UOI:

Journey of how we organize ourselves

My learning during the theme...

1st LOI - characteristic of public places

2nd LOI - purposes of public places

.....

.....

.....

.....

.....

3rd LOI - our responsibilities towards public places

.....

.....

.....

.....


.....

GK:

This activity will be done in the class, in the book itself on page no. 12 and 13, which is related to 'Clean And Green Environment'.


Clean and Green 9 Our Environment

Four children - Ajay, Tanisha, Nidhi and Suhas - are shown below. They are doing different things in their daily lives. Some points have been given to their activities. Add their points in their respective scorecards and find out which of the following children contributes more than others in making his/her surroundings clean and green.




Ajay and his friends litter rubbish on an empty plot of land.

0 Point




Tanisha always draws posters to save wild animals and encourages others to do so.

5 Points




Nidhi always makes paper bags with old newspapers.

5 Points




Suhas teases the animals of his locality.

0 Point



Tanisha has joined a group that works to make the neighbourhood neat and clean.

4 Points



Ajay chews a lot of chewing gums. Sometimes, he sticks it on the school benches or on the seats of the school bus.

0 Point



Suhas cleans his desk in school with a paper after lunch.

0 Point



Nidhi informs her father that the water collected on the roof of their house has become the breeding ground for mosquitoes.

5 Points



Ajay informs the guard of his building about the uncovered manhole in his locality.

5 Points



While watering the plants, Tanisha uses a leaking mug and wastes lots of water.

0 Point



Nidhi always throws out the litter from the window of her house.

0 Point



Suhas tears pages out of his notebook and makes paper aeroplanes and paper ships of them.

0 Point



Ajay
Total



Tanisha
Total



Nidhi
Total



Suhas
Total

Read the rules which we follow in the computer lab during ICT classes which are on page 34 in the book.

Computer Lab Rules

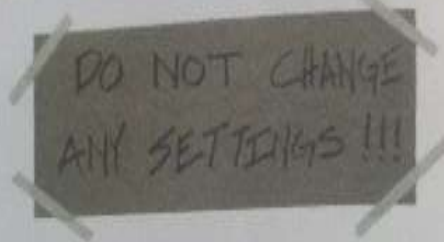
25

Science and Technology

During your computer classes you are in the computer lab. There are some rules you should follow there.



Work and keep seated quietly.



Do not change any computer settings.



Log in and out of your account only. Never share username and password.



Do not eat or drink in the Computer Lab.



Never Rename, Delete, Add or Remove anything from the computer without asking your teacher.



Leave your computer area clear. Push in the chair and hang up the headphones when you leave.

Kindly arrange the rules on given T chart.

Do's	Don'ts

MUSIC:

Listen to the video and practise it.

<https://youtu.be/-3z6F87liCg>